


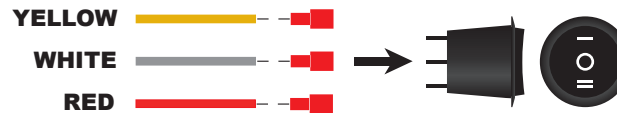


Check your bag

	1PC
	3PCS
	2PCS

Switch installation :

1. Insert the red terminal into the wire.
2. Red terminal and the wire are pressed tightly by a tool. (Ex: pliers)
3. Install wire color procedure as photo.



Wire length extended

Use blue terminal as connector.

