


VICKYWOOD

#backtothewoods



VICKYWOOD



VICKYWOOD

WHO IS VICKYWOOD

VICKYWOOD – a team of individuals, bold explorers, and innovative outdoor enthusiasts who seek adventure and cherish special moments. We see ourselves not just as manufacturers of rooftop tents and camping accessories but as part of a community that shares a passion for outdoor living and the feeling of freedom. Our customers are not just buyers; they are ambassadors of a lifestyle that combines individuality with a love for nature.

Our products reflect this spirit: creative, innovative, and style-conscious. Every detail is carefully considered, every feature enhances your outdoor experience. With high-quality materials and excellent craftsmanship, we offer rooftop tents and camping accessories that meet your standards and accompany you on countless adventures. All of this forms the foundation of our sustainable product development: superior quality, long-lasting durability, thoughtful design, and outstanding service.

Discover the world of VICKYWOOD and become part of our community!

CONTENTS

WHY VICKYWOOD?	04
VICKY VILLAGE & VICKY RENT	05
VICKYPEDIA – ROOF TOP TYPES	06-08
SMALL WILLOW	10-11
BIG WILLOW	12-13
WILLOW PRO 1	14-15
ANNEX AND THERMO INNER TENTS	16
BALSA LIGHT	18-19
LITTLE BAMBOO	20-21
BAOBAB AIR	22-23
CUMARU	24-25
CUMARU LIGHT	26-27
MIGHTY OAK	28-29
MIGHTY OAK LIGHT	30-31
TEAK	32-33
MATTRESS AND 3D-MESH	34
CARE INSTRUCTIONS	35
MARQUEE & SIDE WALLS	36-37
SHOWER TENT AND BEACH SHELL	38-39
CAMPING CHAIRS AND TABLES	40-41
TRAVEL SHOWER	42
BLANKETS	43
LIGHTING	44-45
ROOF TENT INSURANCE	46
SERVICE	47
VICKYWOOD FAMILY	48



WHY VICKYWOOD?

GREAT SELECTION

Something for everyone:

- light rooftop tents
- big tents for families which fit up to five persons
- hardshell tents / offroad tents
- hybrid rooftop tents
- matching camping equipment

QUALITY - COMFORT - LONGEVITY

- usage of recycled fabrics
- ISO-certificate for used fabrics
- ISO 14001 Environmental management
- ISO 9001 Quality management
- ISO 45001 Occupational health and safety management system
- highend memory foam mattress
- robust tent fabric up to 320 g/m²
- high water column up to 5000 mm
- antibacterial mildew resistance (Sanitized-certificate)

- outer fabric with water-, oil-, dirtrepelling coating
- TÜV-certified assembly material

VICKY CARES - SUSTAINABILITY

The rooftop tents convince with recycled, high quality and resistant material which ensure longevity. Damaged products will be repaired with offerend spare parts if possible.

Also animal welfare is an important topic for us. We support the DOG CARE CLINIC E.V. with regular donations. They take care of sick or injured dogs and cats living on the streets in Sri Lanka and initiate castration and vaccination programs.

ACCESORIES

All important accesories are already part of the rooftop tents:

- telescopic aluminum ladder
- memory foam mattress
- 3D-Mesh
- LED-lighting
- shoe bags
- assembly material

Additionally there are more optional accesories:

- thermo inner tent
- annex / sun shade

CUSTOMER SERVICE

For us, personal and direct contact to our customers is very important. That's why our support service is always there for your questions.

VICKY VILLAGE

VICKYWOOD SHOWROOM

Would you like to see our roof tents in person? Feel free to visit us at either VICKY VILLAGE South or North showroom.

VICKY VILLAGE AUGSBURG

VICKY VILLAGE HANNOVER

VICKY VILLAGE POTSDAM

You can find the exact addresses at vickywood.com/showroom/.

If you don't live near our two showrooms, why not visit one of our partners instead? For more information and an overview, please visit vickywood.com/family/.



VICKY RENT

VICKYWOOD ROOFTOP TENT RENTAL

Would you like to spend your next vacation with one of our VICKYWOOD roof tents? Starting now, you have the opportunity to rent our roof tents to enjoy your next camping trip worry-free. The roof tents are available for rent exclusively from our location near **Hanover and Potsdam**.

You have the following options to choose from:

- **VICKY EASY** - Folding roof with a sleeping width of 140 or 160 cm
- **VICKY COMFORT** - Folding roof tents with a sleeping width of 180 or 220 cm
- **VICKY CASE** - Hardcase rooftop tent for 2 people
- **VICKY EQUIPMENT** - Camping furniture

More information is available at vickywood.com/vickyrent/.





FOLDING ROOFTOP TENT

VICKYPEDIA

FOLDING ROOFTOP TENT

Folding rooftop tents generally consist of two plates that form the floor of the tent by unfolding it via the long side. The fabric is unfolded automatically by the framework. Once standing folding rooftop tents are similar to regular tents when it comes to looks.

Characteristically those tents are incredibly spacious and thanks to their many windows offer an incomparable view. We offer a multitude of sizes so no matter how big your family is we certainly have the right rooftop tent for you.

ADVANTAGES

- very spacious, protected space next to vehicle
- huge reclining surface
- amazing sense of space created by windows and increased inner height
- less weight
- compact when folded for transport
- less expensive

DISADVANTAGES

- more complex to unfold
- not as aerodynamic as hardcover which leads to noises while driving

OUR FOLDING ROOFTOP TENTS

SMALL WILLOW 160

BIG WILLOW 140 | 160 | 180 | 220

WILLOW PRO 1 | 160

BALSA LIGHT 140

LITTLE BAMBOO 125

BAOBAB AIR 135

VICKYPEDIA

HARD-SHELL TENT

When folded, they look like roof boxes. Setting them up and taking them down is easy and quick. They are raised in no time with gas springs.

Do you want to be flexible on the go and have your roof tent set up and taken down in no time? Then a hard-shell tent might be your first choice.

ADVANTAGES

- Very easy time-saving setup and takedown
- Less tent fabric, therefore less damp and clammy in bad weather
- Smaller parking spaces are sufficient as the roof tent does not protrude over the vehicle when unfolded
- Sturdy hardtop

DISADVANTAGES

- Usually more expensive than folding roof tents
- Often heavier than folding roof tents
- Limited lying area
- No covered area next to the vehicle

OUR HARD-SHELL TENTS

CUMARU 135

CUMARU LIGHT 127 | 152



HARD-SHELL



HYBRID ROOFTOP TENT

Folded up, disguised as a hard-shell tent, they resemble folding tents when set up. In other words, the hybrid roof tent combines the features of folding and hard-shell tents.

Easy to set up and take down, compact when packed, a solid outer shell when packed, and still the largest possible lying area. A hybrid roof tent offers you all of this.

ADVANTAGES

- Sturdy packed form
- Aerodynamic design
- Quick setup and takedown
- Less tent fabric, therefore less damp and clammy in bad weather
- More space and larger lying area compared to hard-shell tents

DISADVANTAGES

- Heavier weight – a vehicle with a high dynamic roof load is required
- More expensive to purchase
- More space is needed when unfolding compared to regular hard-shell tents

OUR HYBRID ROOFTOP TENTS

MIGHTY OAK 160 | 190

MIGHTY OAK LIGHT 165

TEAK 135

CHECK THIS OUT

OUR REFINEMENTS AND SPECIAL FEATURES ARE FOUND IN THE DETAILS, THE CONSTRUCTION, AND THE HANDLING.





SMALL WILLOW

OUR CLASSIC WITH 360° VIEW

Our stylish SMALL WILLOW is an absolute eye-catcher. With its symmetrical and compact form, it fits snugly on almost any vehicle. Despite its sleek appearance, it reaches a length of 240 cm when unfolded. It is light and quick to set up.

You climb into the SMALL WILLOW using the telescopic aluminum ladder, which you can adjust individually to your vehicle's height. You can conveniently store your shoes in the **two shoe pockets** next to the tent entrance.

Up top, you will find a wonderful sense of space and a great panoramic view. With four openings on all sides that you can open and close as you wish, you have a **360° view**. Additionally, all windows are equipped with flexible, fine-mesh mosquito nets.

A special highlight is the **two skylight windows** in the roof, through which you might see a shooting star or two at night.

The integrated **LED interior lighting** is practical and comfortable, which you can easily turn on using a USB connection to a power bank.

When you lie down, you will find that the **memory foam mattress** offers optimal comfort and you will sleep at least as well as you do in your bed at home.

The SMALL WILLOW protects you from bad weather with its water-repellent outer shell, overlapping fabric panels, and taped seams, keeping you dry.

SMALL WILLOW 140

Sleeping Area (L x W): 240 x 140 cm
 Max. interior height: 115 cm
 Weight excl. ladder: approx. 56 kg
 Weight incl. ladder: approx. 62 kg
 Folded (L x W x H): 145 x 125 x 31,7 cm

SMALL WILLOW 160

Sleeping Area (L x W): 240 x 160 cm
 Max. interior height: 115 cm
 Weight excl. ladder: approx. 59 kg
 Weight incl. ladder: approx. 65 kg
 Folded (L x W x H): 165 x 125 x 31,7 cm



OUR COMPACT SMALL WILLOW



WITH TWO ROOF WINDOWS



DETAILED WORK

THE SPECIAL FEATURES IN DETAIL

- Quick setup speed
- Tent fabric: 320 g/m² ripstop polyester fabric, PU coating
- Rain cover: 600D polyester Oxford, UV 50+, PU coating
- Water column: 5.000 mm
- Memory foam mattress with removable cover | 6 cm
- Includes 3D mesh underlay
- Base plate: Aluminum base with honeycomb core
- 12 Watt LED interior lighting
- Two large windows in the roof
- Fine-mesh mosquito nets on all openings
- Two shoe storage pockets
- Detachable telescopic aluminum ladder: load capacity up to 150 kg, Length: 230 cm – optionally available in 260 cm

OPTIONAL ACCESSORIES

- Annex (210/220 cm)
- Thermo inner tent

COLOURS



earthy-yellow grey



FOLDED



BIG WILLOW

SPACIOUS WONDER WITH COVERED ENTRANCE

If you prefer spaciousness, our BIG WILLOW series is just right for you. The BIG WILLOW tents are small space miracles. When unfolded, they impress with a sleeping area of 240 cm.

Setting up and taking down is easy. The front extension provides a covered entrance area. This allows you to climb into the roof tent via the telescopic aluminum ladder protected from the elements, even in windy and rainy weather. You can conveniently store your shoes in the **two shoe pockets** next to the tent entrance.

Up top, you'll find a wonderful sense of space and a great view. There are large windows on three sides, equipped with flexible mosquito nets. A special highlight are the **two windows** in the roof.

The integrated **LED interior lighting** is practical and comfortable, easily powered via a USB connection to a power bank.

When you lie down, you'll notice that the **memory foam mattress** offers optimal comfort, ensuring you sleep just as well as you do at home.

The BIG WILLOW protects you from bad weather with its water-repellent outer shell, overlapping fabric panels, and taped seams, keeping you dry.

BIG WILLOW 140

Sleeping Area (L x W): 240 x 140 cm
 max. interior height: 115 cm
 Weight excl. ladder: approx. 58 kg
 Weight incl. ladder: approx. 64 kg
 Folded (L x W x H): 145 x 125 x 31.7 cm

BIG WILLOW 160

Sleeping Area (L x W): 240 x 160 cm
 max. interior height: 115 cm
 Weight excl. ladder: approx. 62 kg
 Weight incl. ladder: approx. 68 kg
 Folded (L x W x H): 165 x 125 x 31.7 cm

BIG WILLOW 180

Sleeping Area (L x W): 240 x 180 cm
 max. interior height: 115 cm
 Weight excl. ladder: approx. 73 kg
 Weight incl. ladder: approx. ca. 79 kg
 Folded (L x W x H): 185 x 125 x 31.7 cm

BIG WILLOW 220

Sleeping Area (L x W): 240 x 220 cm
 max. interior height: 115 cm
 Weight excl. ladder: approx. 92 kg
 Weight incl. ladder: approx. 98 kg
 Folded (L x W x H): 225 x 125 x 31.7 cm

DETAILED WORK

THE SPECIAL FEATURES IN DETAIL

- Folding roof tent with covered entrance
- Available in four different sizes
- Tent fabric: 320 g/m² ripstop polyester fabric, PU coating
- Rain cover: 600D polyester Oxford, UV 50+, PU coating
- Water column: 3.000 - 5.000 mm
- Memory foam mattress with removable cover | 6 cm
- Includes 3D mesh underlay
- Base plate: Aluminum base with honeycomb core
- 12 Watt LED interior lighting
- Two large windows in the roof
- Fine-mesh mosquito nets on all openings
- Two shoe storage pockets
- Detachable telescopic aluminum ladder, load capacity up to 150 kg, Length: 230 cm – optionally available in 260 cm

OPTIONAL ACCESSORIES

- Annex (low: 165/175 cm | high: 210/220 cm)
- Thermo inner tent

COLOURS



earthy-yellow

grey



FOLDED



SPACIOUS WONDER BIG WILLOW



GENEROUS WINDOWS ON ALL SIDES



WILLOW PRO 1

MAKE THE WILLOW PRO 1 YOUR TENT

The new WILLOW PRO 1 allows you to configure the roof tent according to your individual needs and preferences. You have the option to choose between different mattresses: Opt for a **comfortable, lightweight, and space-saving air mattress** or our **memory foam mattress**, which perfectly adapts to your body and ensures a restful sleep.

You also have the freedom to select the suitable ladder for you: **our lightweight VICKYWOOD standard ladder or our new robust MAMMOTH telescopic ladder with slanted rungs.**

The new, round design is more than just a visual upgrade; it **prevents any water accumulation.** The rain simply flows off and doesn't pool, keeping you

dry even in bad weather.

The WILLOW PRO 1 offers **even more space** for storing your camping equipment: The **ladder** can now be folded and attached to the tent floor when no one is inside. This is especially practical if an awning is attached and additional space is needed. A **net on the tent floor** gives you the ability to store items securely and stay organized. The **shoe pockets threaded at the front can be folded up with Velcro** to save space by fixing them to the tent floor while also protecting them from rain.

WILLOW PRO 1

Sleeping Area (L x W):	240 x 160 cm
max. interior height:	115 cm
Weight w. air mattress (excl. ladder):	approx. 66.7 kg
Weight w. memory foam (excl. ladder):	approx. 72 kg
Weight w. air mattress + standard ladder:	approx. 72.7 kg
Weight w. memory foam + standard ladder:	approx. 78 kg
Folded dimensions (L x W x H):	165 x 125 x 30.7 cm



DETAILED WORK

THE SPECIAL FEATURES IN DETAIL

- Foldable roof tent with rounded design
- Tent fabric: 320 g/m² ripstop polyester fabric, PU coating
- Rain cover: 600D polyester Oxford, UV 50+, PU coating
- Water column: 5.000 mm
- Base plate: Aluminum floor with honeycomb core
- 12-watt LED interior lighting
- Two large roof windows
- Fine-mesh mosquito nets on all openings
- Two shoe storage pockets
- Storage net on the tent floor
- Includes 3D mesh underlay
- **Mattress of your choice:** air mattress or memory foam
- **Detachable ladder of your choice:** telescopic ladder or MAMMOTH ladder

OPTIONAL ACCESSORIES

- Annex (low: 165/175 cm | high: 210/220 cm)
- Thermo inner tent

COLOURS



earthy-yellow

grey



FOLDED

SPACIOUS AWNING

BIG WILLOW - THE LADDER IS INSIDE THE ANNEX



The compatible annex is a versatile addition to your roof tent. It fits nearly every vehicle thanks to its smart zip system for height adjustment **(165/175 cm or 210/220 cm)**.

With an annex, you have the option to expand your roof tent with additional storage space, extra sleeping accommodations, or a small sheltered living area. The annex features overlapping fabric panels, waterproof zippers, and taped seams, making it water-repellent and opaque when closed. It can be opened on all four sides, allowing easy access to your vehicle at all times and enabling the use of side rear door systems or kitchen slides in any weather. The openings are equipped with flexible, fine-mesh mosquito nets, ensuring ventilation while keeping out unwanted insects. Using a telescopic pole system, you can create a small covered veranda that provides shade or a dry seating area. The annex floor is made from durable 680 g/m² PVC truck tarpaulin fabric, ensuring robustness and resistance to abrasion. Additionally, the floor features a zipper, allowing you to easily detach the lower part and convert your annex into a shower cubicle.



THERMO INNER TENT FOR HANGING IN THE ROOFTOP TENT

THERMO INNER TENT

With the Thermo Inner Tent, you can enjoy great adventures throughout the year, regardless of wind and weather. After setting up your tent, hang the inner tent on the hooks provided, creating a cozy cave that protects you from cold temperatures. The Thermo Inner Tent is available for SMALL WILLOW, BIG WILLOW, BALSA LIGHT, LITTLE BAMBOO, CUMARU LIGHT and MIGHTY OAK® roof tents.



EVERYTHING INCLUDED

INCLUDED ACCESSORIES

In addition to high-quality craftsmanship and ease of use, the right accessories are essential for a good roof tent. That's why our roof tents come with a wide range of accessories

- **Telescopic ladder:** adjusts to fit nearly any vehicle with a length of up to 230 cm and folds down to a compact size. Optionally available in 260 cm length. Supports up to 150 kg.
- **Accessory bag:** contains everything you need to assemble your roof tent.
- **Cover:** to cover your folding roof tent when collapsed, protecting it from wind and weather during travel.
- **Shoe bag:** a practical bag for storing shoes before entering your roof tent.

PRACTICAL ACCESSORY BAG



TELESCOPIC LADDER

- **LED-Lighting:** continuously dimmable lighting with USB connection inside the roof tent.
- **Mattress:** comfortable 6 cm thick memory foam mattress, lightweight cold foam mattress or airmattress already integrated in the roof tent.
- **3D Mesh:** already included in most of our rooftop tents!



PROTECTION COVER



LARGE SHOE BAGS



BALSA LIGHT

A LIGHTWEIGHT AMONG OUR FOLDING TENTS

The BALSALIGHT impresses with its lightweight design of approximately 55 kg – ideal for smaller vehicles with lower dynamic roof loads.

When unfolded, the roof tent offers a great sense of space with a sleeping length of 2.40 m. Setting up and taking down is very easy to handle. The front extension provides a covered entrance area, allowing you to climb into the roof tent via the telescopic aluminum ladder protected from the elements, even in inclement weather. You can conveniently store your shoes in the **two shoe bags** next to the tent entrance.

Upon arrival at the top, you'll enjoy a fantastic view akin to a treehouse experience. There are **large windows on three sides** and a **large window** in the roof that you can open and close as desired using

a zipper system. Each opening is equipped with a mosquito net to protect you from insects.

Practical and comfortable, the integrated **LED interior lighting** can be easily powered via a USB connection to a power bank.

The BALSALIGHT protects you from adverse weather conditions with its water-repellent outer shell, overlapping fabric panels, and taped seams, ensuring you stay dry.

BALSALIGHT

Sleeping area (L x W): 240 x 140 cm
 Max. interior height: 115 cm
 Weight excl. ladder: approx. 49 kg
 Weight incl. ladder: approx. 55 kg
 Folded (L x W x H): 145 x 125 x 31.7 cm

DETAILED WORK

THE SPECIAL FEATURES IN DETAIL

- Very lightweight, approx. 55 kg
- Accommodates 2-3 persons
- Tent fabric: 280 g/m² ripstop polyester fabric, PU coating
- Rain cover: 600D polyester Oxford, UV 50+, PU coating
- Water column: 3.000 - 5.000 mm
- Cold foam mattress with removable cover
- Base plate: Aluminum base with honeycomb core
- 12 Watt LED interior lighting
- Large window in the roof
- Fine-mesh mosquito nets on all openings
- Large shoe storage bag
- Detachable telescopic aluminum ladder, load capacity up to 150 kg
 Length: 230 cm – optionally available in 260 cm

OPTIONAL ACCESSORIES

- Annex (low: 165/175 cm | high: 210/220 cm)
- Thermo inner tent
- 3D-Mesh
- Memory-Foam-Mattress

COLOURS



blue-grey



FOLDED





LITTLE BAMBOO

OUR ULTRA-LIGHTWEIGHT

Perfect for small vehicles with low dynamic roof loads: our lightweight folding roof tent, LITTLE BAMBOO! Weighing **only 43 kg**, it's among the lightest roof tents available. Its symmetrical and compact design allows it to snugly fit almost any vehicle. Despite its sleek appearance, when unfolded, it reaches a length of 225 cm.

The tent features **automatically opening and closing side windows**, making setup and takedown extremely quick. You access the roof tent via **telescopic aluminum ladder**, which can be adjusted to fit your vehicle's height. Conveniently store your shoes in the shoe bag beside the tent entrance.

At the top, you'll find a wonderful sense of space and panoramic views. With four openings on all sides, when you can open and close as desired, you have

a 360° view. Additionally, all windows are equipped with flexible, fine-mesh mosquito nets. A special highlight is the **two windows in the roof**, allowing you to glimpse shooting stars at night.

Practical and comfortable, the integrated warm-white, **continuously dimmable LED lighting** can be easily powered via a USB connection to a power bank.

The LITTLE BAMBOO protects you from inclement weather with its water-repellent outer shell, overlapping fabric panels, and taped seams, ensuring you stay dry.

LITTLE BAMBOO 125

Sleeping area (L x W): 225 x 120 cm
 Max. interior height: 115 cm
 Weight excl. ladder: approx. 43 kg
 Weight incl. ladder: approx. 49 kg
 Folded (L x W x H): 130 x 120 x 27.7 cm

OUR LIGHTWEIGHT - LITTLE BAMBOO



WITH TWO WINDOWS



PASSENDES VORZELT

COLOUR



coffee

blue

FOLDED



DETAILED WORK

THE SPECIAL FEATURES IN DETAIL

- Extremely quick setup and takedown
- Automatic opening/closing of side windows
- Tent fabric: 300 g/m² ripstop polyester fabric, PU coating
- Rain cover: 420D polyester Oxford, PU coating, UV 50+
- Water column: 3.000 mm
- Base plate: Aluminum base with honeycomb core
- 7 cm cold foam mattress with removable cover
- 12 Watt continuously dimmable LED interior lighting
- Two large windows in the roof
- Fine-mesh mosquito nets on all openings
- One large shoe bag at the tent entrance
- An additional pouch for utensils at the tent entrance
- Detachable telescopic aluminum ladder, load capacity up to 150 kg, length: 230 cm – optionally available in 260 cm

OPTIONAL ACCESSORIES

- Annex
- Thero inner tent
- Memory foam mattress



BAOBAB AIR

OUR AIR-FOLDING ROOF TENT INCLUDING AIR MATTRESS

Thanks to the unique single-chamber air frame, setting up the BAOBAB AIR 135 air-folding tent is a breeze: simply unfold it and connect the air pump – in **just over a minute, the tent inflates on its own**. With its compact lying surface of 110 x 140 cm and a lightweight design of only about 42.5 kg (without the ladder), it's perfectly suited for small cars.

No tension rods needed: windows and the entryway open automatically during inflation. It doesn't get brighter or more scenic than this. The impressive panoramic windows on all sides and the two large roof windows create an unparalleled sense of space.

Practical features such as integrated LED lighting, a total of six storage pouches, a comfortable air mattress with a mesh underlay, and separate shoe pockets make camping life easier.

Optional accessories for the BAOBAB AIR 135 are available to make your camping trip even more enjoyable: an annex tent for extra space next to your vehicle and a thermal inner tent for chilly nights can be added to your setup!

BAOBAB AIR 135

Sleeping area (L x W): 220 x 130 cm
 Maximum interior height: 125 cm
 Weight without ladder: approx. 42.5 kg
 Weight including ladder & mattress: approx. 48 kg
 Folded dimensions (L x W x H): 140 x 110 x 25.3 cm

EXCLUSIVE AIR ROOF TOP TENT



WITHOUT TENSION RODS



INCL. HANDY PUMP

DETAILED WORK

THE SPECIAL FEATURES IN DETAIL

- Extremely fast setup and takedown: Less than 1 minute with the help of an air pump – no tension rods required!
- Lightweight: Only approx. 42.5 kg (without ladder) or approx. 48 kg (with ladder).
- Very large windows: On all sides and in the roof.
- Space for two people
- Tent fabric: 280 g/m² ripstop polyester fabric with PU coating.
- Rain cover: 420D polyester oxford, PU coating, UV 50+.
- Water resistance: 3,000 mm water column.
- Floor plate: Lightweight aluminum floor with a honeycomb core.
- Comfortable and adjustable air mattress: Can be adjusted for firmness.
- Dimmable, warm white LED interior lighting.
- Fine mesh mosquito nets: On all openings.
- Additional storage pouches: Extra storage space inside the tent.
- Removable telescopic aluminum ladder: Load capacity up to 150 kg, length: 230 cm – optional 260 cm available.
- Includes air pump.

OPTIONAL ACCESSORIES

- Annex
- Thero inner tent
- Memory foam mattress

COLOUR



grey



FOLDED



CUMARU

OUR ROBUST TRIANGULAR HARD SHELL TENT

Our CUMARU is an extremely robust triangular-shaped tent made of aluminum designed for the toughest applications.

Thanks to the **STABILUS gas springs**, the roof tent opens within seconds. The large **window** at the covered entrance completes the overall picture.

Inside, you'll find a spacious interior with generous windows on three sides, creating an airy climate. When closed, the CUMARU blends discreetly with your vehicle roof due to its aerodynamic shape and **height of only 20.7 cm** (without roof rack). The outer shell is made of high-quality aluminum. Despite its extremely robust materials and size, the CUMARU weighs only 89 kg.

Of course, this model is equipped with our 6 cm thick **memory foam mattress**. Additionally, we have integrated our popular **3D mesh underlay** in this model to ensure better air circulation.

At the tent entrance, you'll find our **practical shoe bags**, keeping the interior of the tent as clean as possible. Moreover, shoes can air out inside the bags overnight, allowing moisture to drip off the soles.

Another highlight is the continuously adjustable **roof rack**, capable of bearing up to 100 kg. Ideal for transporting bicycles, surfboards, stand-up paddleboards (SUPs), kayaks, skis, or luggage boxes.


CUMARU 135

Sleeping Area (L x B x H): 200 x 130 cm
 Max. interior height: 150 cm
 Weight (excl. ladder): approx. 89 kg
 the ladder is transported separately
 Folded (L x Wx H): 220 x 145 x 20.7* cm

*with mounting profiles for attachment, without roof rack



ALU-TRIANGLE HARDSHELL ROOF TENT CUMARU 135 ECO



INDIRECT LED-LIGHTING



STABILUS GAS PRESSURE SPRINGS

DETAILED WORK

THE SPECIAL FEATURES

- STABILUS gas springs for semi-automatic opening
- Adjustable roof rack, load capacity up to 100 kg, open up to 20 kg
- Accommodates up to two persons
- Fabric: recycled 320 g/m² Ripstop polyester, PU coating
 Rain protection: 600D polyester Oxford, PU coating, UV 50+
- Water column: 5.000 mm
- Hard shell: Aluminum 6 Series
- Aluminum base with honeycomb core
- Additional roof window
- Memory foam mattress with removable cover | 6 cm
 incl. 3D mesh
- Indirect LED interior lighting
- Lockable closure buckles
- Two practical shoe storage bags
- Removable telescopic aluminum ladder, load capacity up to 150 kg
 Length: 230 cm – optional in 260 cm available

COLOURS



grey



CUMARU LIGHT

OUR PRACTICAL HARD SHELL TENT

Our CUMARU LIGHT is a triangular aluminum tent. The roof tent opens semi-automatically within seconds thanks to the **STABILUS gas springs**. Inside, you can expect an airy atmosphere due to generous windows on three sides.

For setup, simply release the two buckles and thanks to the high-quality **gas spring system**, the roof tent opens almost by itself. The dismantling is just as fast. With the pre-installed strap, you pull the shell towards you - then simply close the two locking buckles and you're ready to continue your journey. When closed, the hard shell roof tent fits discreetly to your vehicle roof with its aerodynamic shape and a height of only 15,7 cm.

The outer shell is made of high-quality aluminum.

Of course, this model is equipped with our 6 cm thick **memory foam mattress** with removable cover. Additionally, our popular **3D mesh** is integrated to ensure better air circulation.

The tent fabric is made of **320 g/m² high-quality ECO-recycled polyester**. This material is made from recycled plastic waste. We use approximately 185 plastic bottles to produce one tent, which ultimately avoids them ending up in landfills and keeps them in the environmental cycle. Furthermore, the tent fabric has a **water column of 5.000 mm**.

CUMARU LIGHT 127

Sleeping area (L x W): 210 x 120 cm
 Max. interior height: 135 cm
 Weight (excl. ladder): approx. 74 kg
 the ladder is transported separately
 Folded (L x W x H): 225 x 127 x 15,7* cm

CUMARU LIGHT 152

Sleeping area (L x W): 210 x 145 cm
 Max. interior height: 135 cm
 Weight (excl. ladder): approx. 83 kg
 the ladder is transported separately
 Folded (L x W x H): 225 x 152 x 15,7* cm

*with mounting profiles for attachment



WITH TOPOGRAPHICAL PRINTING ON THE HARD SHELL



TARP OR ANNEX AVAILABLE



STEPLESSLY DIMMABLE LED LIGHTING

DETAILED WORK


THE SPECIAL FEATURES

- Robust aluminum hard shell
- STABILUS gas springs for semi-automatic opening
- Available in two sizes
- Tent fabric: Recycled 320 g/m² Ripstop polyester, PU coating
- Rain protection: 600D polyester Oxford, PU coating, UV 50+
- Water column: 5.000 mm
- Aluminum shell: 6 Series
- Base plate: Aluminum base with honeycomb core
- 6 cm thick memory foam mattress with removable cover
- Integrated 3D mesh underlay
- Continuously dimmable 12 Watt LED interior lighting | 2x
- Lockable closing buckles
- Two practical shoe storage bags
- Detachable telescopic aluminum ladder, load capacity up to 150 kg, Length: 230 cm – optional in 260 cm available

OPTIONAL ACCESSORIES

- Roof Racks (Load Capacity up to 100 kg, up to 20 kg when opened)
- Thermo inner tent
- Annex (200-220 cm)
- Tarp

COLOURS



grey



earthy-yellow



MIGHTY OAK

OUR VERSATILE ALL-ROUNDER

Combining a folding tent and hard shell, our MIGHTY OAK® crowns almost any vehicle with its stylish design. The super-light setup is supported by **STABILUS gas springs** on the sides. Simply release the four buckles underneath, and the body lifts up automatically. Then unfold the front part, and you have a sleeping area of two meters in length.

Once you have set up your MIGHTY OAK®, you can climb in through the individually adjustable aluminum telescopic ladder. Store your shoes best in the **shoe bag** at the tent entrance.

Once upstairs, you will enjoy a great sense of space. You have windows not only to your right and left but also at the head end, allowing you to gaze over the landscape. All windows are equipped with fine-mesh mosquito nets.

The integrated **dimnable LED interior lighting** is practical and comfortable, easily powered via a USB connection to a power bank. The memory foam mattress provides optimal sleeping comfort, ensuring you sleep as well as you do at home.

With its water-repellent outer shell, overlapping fabric panels, and taped seams, the tent keeps you dry in bad weather.

It's no wonder it's called „Massive Oak.“ With its **Line-X coated hard shell**, the MIGHTY OAK® is highly robust and can remain mounted on the roof all year round.



ROBUST HARD SHELL

MIGHTY OAK 160

Sleeping area (L x W): 195 x 150 cm
 Max. interior height: 110 cm
 Weight (incl. ladder): approx. 81 kg
 Folded (L x W x H): 160 x 120 x 35.7 cm

MIGHTY OAK 190

Sleeping area (L x W): 195 x 180 cm
 Max. interior height: 110 cm
 Weight (incl. ladder): approx. 94 kg
 Folded (L x W x H): 190 x 120 x 35.7 cm



DETAILED WORK

THE SPECIAL FEATURES IN DETAIL

- Robust hard shell with Line-X coating including branding
- Very fast setup speed
- STABILUS gas springs
- Fabric: Recycled 320 g/m² Ripstop polyester, PU coating
- Rain protection: 600D polyester Oxford, PU coating, UV 50+
- Water column: 5000 mm
- Base plate: Aluminum base with honeycomb core
- Additional roof window
- 6 cm Memory Foam mattress with removable cover
- 12 Watt continuously dimmable LED lighting (interior + exterior)
- Fine-mesh mosquito nets on all openings
- Two shoe storage bags
- Detachable telescopic aluminum ladder, load capacity up to 150 kg, length: 230 cm – optional available in 260 cm

OPTIONAL FEATURES

- Annex (high: 210 | 220 cm)
- Tarp
- Thermo inner tent

COLOURS



earthy-yellow grey



MIGHTY OAK LIGHT

COMBINATION OF FOLDABLE TENT AND HARDSHELL

The MIGHTY OAK® LIGHT is a **fusion of a foldable tent and a hardshell tent**, making it a stylish addition to any vehicle. Its sleek design is complemented by its super lightweight construction, which is facilitated by **STABILUS gas pressure springs** on the sides for easy setup. Simply release the four straps under the tent, and the shell lifts effortlessly. Then, unfold the front section to reveal a two-meter long lying surface!

Once you have set up the MIGHTY OAK® LIGHT and attached the separate ladder with a single motion, you can climb up. Store your shoes in the **two shoe pockets** at the tent entrance. Enjoy the spacious interior with windows on both sides and at the head end, allowing you to admire the surrounding landscape.

All windows are equipped with fine-mesh mosquito nets to provide ventilation without unwanted insects. The **dimmable warm white LED interior lighting**, connected via a USB port to a power bank, eliminates the need for flashlights.

When it's time to rest, the **memory foam mattress with a water-repellent cover** offers optimal comfort and ensures a restful sleep, comparable to your bed at home.



ROBUST HARD SHELL

MIGHTY OAK LIGHT

Sleeping area (L x W): 195 x 140 cm
 Max. interior height: 110 cm
 Weight (excl. ladder): approx. 69 kg
 the ladder is transported separately
 Folded (L x W x H): 165 x 125 x 28.7 cm



STABILUS GAS PRESSURE SPRINGS



STEPLESSLY DIMMABLE LED LIGHTING



DETAILED WORK

THE SPECIAL FEATURES IN DETAIL

- Robust matte hard shell with Line-X coating including branding
- Very fast setup speed
- STABILUS gas springs
- Fabric: Recycled 320 g/m² Ripstop polyester, PU coating
- Rain protection: 600D polyester Oxford, PU coating, UV 50+
- Water column: 5000 mm
- Base plate: Aluminum base with honeycomb core
- Additional roof window
- 6 cm Memory Foam mattress with removable cover
- 12 Watt continuously dimmable LED lighting (interior + exterior)
- Fine-mesh mosquito nets on all openings
- Two shoe storage bags
- Detachable telescopic aluminum ladder, load capacity up to 150 kg, length: 230 cm – optional in 260 cm

OPTIONAL FEATURES

- Annex (200-220 cm)
- Thermo inner tent
- 3D mesh

COLOURS



earthy-yellow grey



TEAK

COMBINATION OF FOLDING TENT AND HARD SHELL

Our TEAK 135 is a **hybrid rooftop tent with an aluminum hard shell**, combining extreme durability with an impressively lightweight design – the perfect combination for all adventurers.

The tent features an ultra-fast setup, with **no tension rods required** for the side windows. Additionally, it boasts a new and **innovative window concept** that can be opened both upwards and downwards with overlapping panels. Thanks to the special lid construction, you benefit from extra headroom and a generous sleeping length of 200 cm.

The **innovative rainfly design** not only provides protection during ventilation but also lets plenty of light into the interior.

For maximum comfort, the tent is equipped with **versatile accessories**, including two shoe pockets, two storage pouches inside, a mesh underlay, a memory foam mattress, and two dimmable LED light strips.

Special highlights include a small table that can be flexibly mounted on either side of the rooftop tent and an **optional roof rack system** that offers space for accessories like water containers, sandboards, or storage boxes.



ROBUST ALUMINUM HARDSHELL

TEAK

Sleeping area (L x W): 200 x 120 cm
 Maximum interior height: 120 cm
 Weight without ladder: approx. 63 kg*
 *Ladder is transported separately
 Folded dimensions (L x W x H): 135 x 125 x 24.5 cm



ADDITIONAL TABLE FOR THE TENT



NEW WINDOW CONCEPT

DETAILED WORK

THE SPECIAL FEATURES IN DETAIL

- Robust and yet lightweight aluminum case (recyclable)
- Super-fast setup without tension rods
- New and innovative window concept that can be opened upwards and downwards with overlapping panels
- Special rainfly construction: Bright for ventilation and still protected
- Special lid construction for more headroom
- Flexibly usable additional table for the rooftop tent
- Tent fabric: Recycled 320 g/m² ripstop polyester, PU coating
- Rain protection: 420D polyester oxford, PU coating, UV 50+
- Water column: 5,000 mm
- Floor plate: Aluminum floor with honeycomb core
- Additional roof window
- Memory foam mattress with removable cover | 6 cm
- Integrated 3D mesh underlay
- Dimmable LED lighting
- Fine mesh mosquito nets on all openings
- Two shoe storage pockets
- Removable telescopic aluminum ladder with a load capacity of up to 150 kg, Length: 230 cm – optional 260 cm available

OPTIONAL ACCESSORIES

- Annex high (200-220 cm)
- Thermo inner tent

COLOURS



grau



OUR MATTRESS

MEMORY FOAM

Memory foam is easily recognizable by its ability to slowly return to its original shape after deformation caused by pressure. When you lie on the mattress, it conforms to the body's contours according to the weight applied, molding precisely to the body's center of gravit

IMPORTANT TO KNOW:

The full effect is achieved once the foam is warmed by your body, becoming more supple. This provides pressure-relieving support for the entire body, creating a sensation of weightlessness.

THE SPECIAL FEATURES

- **Pressure relief:** Perfect especially for side and back sleepers.
- **Memory foam:** due to its closed structure, does not provide a breeding ground for dust mites and is particularly suitable for allergy and asthma sufferers.
- **Longevity** through regular rotation of the mattress.
- Removable, **washable cover** made of waterrepellent fabric
- SBS-Zippers

Available dimensions (L x W x H):

225 x 120 x 6 cm (LITTLE BAMBOO)
240 x 140 x 6 cm | 240 x 160 x 6 cm
240 x 180 x 6 cm | 240 x 220 x 6 cm

AIR PRO MATTRESS

The practical self-inflating mattress is super quick to set up and pack away, and extremely lightweight, including a plastic valve. Ideal for camping.

Available dimensions (L x W x H):

240 x 160 x 7,5 cm

3D MESH

The 3D mesh prevents moisture buildup, provides additional sleeping comfort, and insulates against cold temperatures.

Available dimensions (L x W x H):

240 x 110 | 140 | 160 | 180 x 0,7 cm
195 x 140 | 150 | 180 | x 0,7 cm



CARE INSTRUCTIONS FOR ROOF TENTS



Ensure to regularly open your roof tent to ventilate it and thoroughly dry the fabric. The walls and floor should be completely dry before closing it for extended periods. It can be helpful to elevate the mattress slightly or dry it outside the tent during this process.



Before and regularly during each camping trip, check the tent attachment to the roof rack to ensure the safety of the structure while driving and when stationary.



Additionally, check the fasteners of your tent cover and ensure that everything is securely fastened, so nothing can open or shift during the journey.



If your zippers are stiff or frequently get stuck, you can apply some silicone spray here. When there's tension on the fabric, having a second person to pull the fabric together while you close the zipper can be helpful.



We recommend lubricating movable parts such as hinges, gas struts, and ladders once a year with WD-40 or a similar product to ensure longevity.



Although we use stainless steel for the fittings and closures of our tents, surface rust may develop over time. This is completely normal and does not affect the hardness of the material. These deposits can be easily removed with isopropyl alcohol or WD-40.



AWNING

THE MUST-HAVE FOR EVERY CAMPING TRIP

The VICKYWOOD awning provides you with ample covered space for pleasant hours. Whether for comfortable seating, social gatherings, or cooking. Here you can relax either sheltered in the shade or dry during rain. The awning is individually mounted on your roof rack via a rail system. The height-adjustable telescopic poles form the sturdy framework of your awning. Finally, connect the Velcro straps with the poles, and your shelter is ready in just a few moments.

- **Simple installation** on almost any roof rack and roof rail
- Packaged in a robust, weather-resistant tarpaulin, it **can remain mounted** on the vehicle year-round
- **Quick** to set up and very **stable**
- **Rain and sun** protection

270° Awning: **200 cm Length | approx. 26 kg** | Colour: sand
 Rear-Awning 140: **140 x 200 cm | approx. 7 kg** | Colour: earthy-yellow or black
 Rear-Awning 160: **160 x 200 cm | approx. 10 kg** | Colour: grey
 Side-Awning 200: **200 x 200 cm | approx. 13 kg** | Colour: earthy-yellow or black
 Side-Awning 250: **250 x 200 cm | approx. 16 kg** | Colour: earthy-yellow or black



TENT ROOM & SIDE WALLS

THE PERFECT BAD-WEATHER SOLUTION

The VICKYWOOD tent room is essentially an extension for your awning, using a Velcro system. In no time, you've created a wind- and weather-protected space with generous windows, additionally equipped with flexible mosquito nets. It's the perfect place for cooking, dining, social gatherings or simply relaxing when the weather isn't cooperating. The set includes a fully enclosed space with four individual side walls and a sturdy floor. Easy to install and quickly ready for use.

- For all awning widths (140 | 200 | 250 cm)
- Set of four walls with door openings and floor, doors additionally with mesh
- Easy installation, Rain and sun protection
- Colour: earthy-yellow, black | 140 cm only available in black

INDIVIDUAL SIDE WALLS

- For awning widths: 200 | 250 cm, available heights: 170 | 220 cm
- Easy and uncomplicated assembly
- Can be flexibly guyed depending on the sun's position or wind impact
- Color: earthy-yellow, black





SHOWER TENT

FANCY AN UNDISTURBED SHOWER ?

The practical, opaque shower tent can be mounted seamlessly on your roof rack via a rail system. With two fold-out arms, our opaque shower tent is ready for use in less than a minute. The bottom part of the shower tent is open to allow water to drain and seep into the ground. Equipped with an antibacterial silver coating, it prevents mold and odors while being water-repellent.

- Shower tent, changing room, or toilet tent
- Includes attachment for hanging a water bag
- Includes two practical pockets for soap and accessories
- Includes rain cover
- Includes LED light strip with USB connection
- Colour: black

Assembled (L x W x H): **100 x 100 x 180 cm**
 Folded (L x W x H): **105 x 15 x 15 cm**
 Weight: **approx. 7,5 kg**

SHOWER CABIN

THE MULTIFUNCTIONAL ALL-ROUNDER

The freestanding, opaque cabin can be almost anything you need at the moment: a storage tent, changing room, toilet tent, or shower tent. It sets up in an extremely short amount of time and offers ample space. The tent floor features a mesh panel and is also removable, allowing shower water to drain away.

- Includes pockets and strings for soap and towel
- Inner side with opaque coating
- Includes practical carrying bag
- Colour: dark grey | white logo printing

Assembled (L x W x H): **155 x 155 x 205 cm**
 Folded (L x W x H): **105 x 17 x 17 cm**
 Weight: **approx. 6,8 kg**



BEACH TENT

THE PRACTICAL BEACH SHELTER

The lightweight and compact beach tent sets up and folds down super quickly. By pulling or pushing the loops located centrally on the side panels, the tent automatically pops up or collapses. Thanks to its thin yet durable polyester fabric and fiberglass poles, the tent weighs only a light 2.75 kg. Its V-shape provides additional stability and ensures protection from rain, sun, and wind. When folded and stored in the convenient carrying bag, the tent measures just 115 x 12 x 12 cm, making it easy to take anywhere. Perfect for a day at the beach, a picnic in the park, or a camping trip.

- Includes practical carrying bag
- Colour: dark grey | white logo printing

Assembled (L x W x H): **ca. 200 x 150 x 130 cm**
 Folded (L x W x H): **115 x 12 x 12 cm**
 Weight: **approx. 2.75 kg**





CAMPING CHAIR

CAMPING CHAIR DIRECTOR

Our folding, comfortable camping chair is easy to set up and pack down in just three steps each, with integrated side pockets for smartphones, etc. The chair is made of durable aluminum and washable polyester fabric.

- Assembled dimensions (L x W x H): **62 x 49 x 88 cm**
- Packed dimensions (L x W x H): **50 x 56 x 17 cm**
- Seat height: **45,5 cm**
- Weight: **approx. 4,9 kg**
- Maximum load capacity: **approx. 110 kg**
- Colour: black with VICKYWOOD leather patch



CAMPING CHAIR AND TABLE LIGHTWEIGHT

Foldable and super lightweight camping furniture made from high-quality aluminum

- Assembled dimensions (L x W x H): Chair: **38 x 28 x 65,5 cm**
Table: **48 x 46 x 38 cm**
- Packed dimensions (L x W x H): Chair: **41 x 13 x 13 cm**
Table: **59 x 12 x 12 cm**
- Weight: Chair & Table: **1.1 kg**
- Maximum load capacity: Chair: **approx. 125 kg**
Table: **approx. 20 kg**



CAMPING TABLE

CAMPING TABLE BAMBOO

Practical height-adjustable bamboo camping table with aluminum frame for 2-4 people. Due to its compact pack size and convenient carrying handle and bag, the table can be easily taken anywhere. An ideal companion – whether for barbecue by the lake, on a camping trip or at home in the garden!

- Tabletop made of bamboo wood, frame made of aluminum
- Foldable, height-adjustable table legs: **50-57-70 cm**
- Includes carrying handle and practical carrying bag
- Assembled dimensions (L x W x H): **110 x 60 x 50/57/70 cm**
- Packed dimensions (L x W x D): **110 x 30 x 8 cm**
- Weight: approx. **9 kg**
- Load capacity: max. **30 kg**



ALUMINIUM CAMPING TABLE

Convenient foldable aluminum camping table for 1-2 people in a stylish black design.

- Tabletop and frame made of high-quality aluminum
- Height-adjustable table legs: **41.5-60 cm**
- Folds for a compact pack size
- Includes carrying handle and practical carrying bag
- Assembled dimensions (L x W x H): **83 x 48 x 41.5/60 cm**
- Packed dimensions (L x W x D): **61.5 x 24 x 15.5 cm**
- Weight: approx. **3.2 kg**
- Load capacity: max. **30 kg**





TRAVEL SHOWER EVOTANK

MOBILE OUTDOOR WATER TANK & TRAVEL SHOWER EVOTANK

Our portable outdoor pressurized water tank with shower function offers maximum flexibility and comfort on your next adventure. The high-quality aluminum water tank is available in three sizes – 16, 26, and 36 liters – and is perfect for easy showering, washing paws, and cleaning equipment on the go, thanks to its powerful pressurization feature with up to approx. 4.5 bar.

- Adjustable spray strength in stages | strong spray through pressurization (up to approx. 4.5 bar)
- Water heating through dark design
- Easy to assemble with included mounting bracket Compatible with standard garden hose connections
- Three different sizes: 16 / 26 / 36 liters
- Material: Aluminum (water tank), plastic (water hose + shower head), brass (valve)
- Water hose length: approx. 200 cm
- Includes mounting system for roof racks, hose with adjustable showerhead
- Color: Black

External Dimensions (L x W x H)

- 16 liters | 94 x 21.3 x 12.9 cm
- 26 liters | 145 x 21.3 x 12.9 cm
- 36 liters | 195 x 21.3 x 12.9 cm

Empty weight

- approx. 9.4 kg
- approx. 14.07 kg
- approx. 18.5 kg

Total weight (filled)

- approx. 25.4 kg
- approx. 40.07 kg
- approx. 54.5 kg



BLANKETS

COZY 4-IN-1 BLANKET FOR INDOOR AND OUTDOOR

A true all-rounder! The VICKYWOOD x VOITED CLOUDTOUCH® is a blanket, pillow, cape, and sleeping bag all in one. Thanks to the practical snap buttons, our versatile piece can even be expanded and quickly transformed into a cozy sleeping bag for two. When not in use, simply pack it back up, and it turns into a super soft pillow.

Our camping blanket features a sustainable, water-repellent coating on the outside. The soft inner side dries within minutes in the fresh air. In colder temperatures, the insulating inner layer will keep you warm.

- Three colorful **CLOUDTOUCH patterns**
- One solid-colored FLEECE pattern
- Packed CLOUDTOUCH: 36 x 20 x 20 cm | FLEECE: 36 x 17 x 17 cm
- Pillow CLOUDTOUCH: 48 x 48 x 10 cm | FLEECE: 44 x 44 x 10 cm
- Blanket unfolded: 137 x 203 cm
- Weight CLOUDTOUCH: approx. 1,630 g | FLEECE: approx. 1,210 g
- 100% Recycled RipStop REPREVE®



LIGHTING



WOODY LANTERN CAMPINGLIGHT

The dimmable lantern is versatile - whether on the camping table, in the rooftop tent, at the awning, or at home on the terrace. The practical handle allows it to be used as a lantern or hung up. Combining high-quality materials like stainless steel and bamboo makes it visually striking!

The lantern features **stepless dimming**, allowing you to set the perfect ambient lighting. It can be conveniently recharged via **USB and USB-C ports**. This multitasker also acts as a power bank, capable of charging USB devices such as smartphones. To turn on the light, press and hold the knob; then, adjust the brightness by rotating it to your liking.

Technical Specifications:

- Lithium Battery 3,7 V
- 5200 mAh
- Leistung: 3,2 W
- 2200 K Warmwhite
- 180 Lumen

Dimensions | Material:

- Height: approx. 23 cm (without handle)
- Diameter: approx. 13 cm
- Weight: approx. 450 g (without battery)
- Material: Bamboo, stainless steel, plastic



LIT3

CAMPING- UND WORKLIGHT LIT3 TRIPOD LARGE

Our multifunctional, height-adjustable camping and work light LIT3 TRIPOD LARGE is the all-rounder for your next adventure. Whether as a flashlight, floor lamp, work light, or signal light – the LIT3 adapts to any situation.

- Composed of three individual light elements with magnetic backs
- Continuously adjustable height up to 130 cm
- 360-degree illumination: perfect visibility everywhere!
- Adjustable brightness levels, each with 3 settings (warm white, cool white, red signal light with SOS function)
- Can be used as a power bank and comes with a handy protective case
- Fold-out loop for hanging
- Three individual elements that can be magnetically connected when needed to achieve very wide illumination
- Individual elements can also be flexibly used with hook hangers at 15°/30°
- Flashlight function
- Tripod feet fold out with loops for ground pegs (included)
- Illumination for your camping spot to use as a work light in the engine compartment – the LIT3 does it all
- Includes padded protective case with carrying handle, USB power supply, 3 ground pegs
- **Dimensions when closed (L x W x D):** 32 x 9 x 8 cm
- **Weight:** approx. 2 kg
- **Pack size (L x W x D):** 40.5 x 17 x 18 cm
- **Material:** Aluminum, ABS, Polycarbonate



SERVICE

HOW DO I RECEIVE MY ROOFTOP TENT?

You have chosen a VICKYWOOD roof tent model – here are the options available to get your roof tent delivered to your home:

- **Delivery by freight carrier** – After successful purchase, your roof tent can be delivered to your preferred address by freight carrier. Depending on the delivery location, this may take 1-2 weeks. For exact delivery times and costs, please visit shop.vickywood.com/versand.
- **Pick-up in person** – You can also pick up your roof tent at one of our two locations near Augsburg and Hannover using a transporter or large trailer. For exact addresses, visit vickywood.com/showroom/.
- **Installation service** – We are happy to perform the initial installation of your roof tent onto your vehicle for a small additional fee. The installation service takes place at one of our two locations (near Augsburg or Hannover) and includes installation and instructions, taking approximately one hour. Please arrange the appropriate crossbars beforehand. Our customer support team is available to assist you with this. For more information on roof tent installation, visit vickywood.com/dachzelt-montage-befestigung/.



ROOFTOP TENT INSURANCE

PERFECT PROTECTION FOR YOUR NEXT ROOFTOP TENT ADVENTURE

Have you ever thought about what would happen if something goes wrong during your roof tent vacation? If you have an accident, if the tent gets damaged, or even if your car with the roof tent gets stolen? One option is to consider getting a specialized roof tent insurance.

The insurance covers:

- **Damage such as destruction, damage**
- **Loss / Theft**

The exclusive highlights:

- **New value compensation** for damage, destruction, or loss/theft due to an unforeseen event
- Covers the **roof tent** as well as all **accessories** such as annex, mattress, canopy, shower tent, thermal inner tent, ladder
- No inquiry about **multiple insurance** through household or automotive insurance
- **No deductible**

With the online premium calculator from **Bernhard Travel Insurance**, you can conveniently select your personalized coverage and calculate the premium.

Detailed information is available at vickywood.com/dachzeltversicherung/, bernhard-assekuranz.com/privatkunden-dachzelt-versicherung/, or directly via the **QR code**.





VICKYWOOD FAMILY

Are you adventurous, a nature enthusiast, and passionate about roof tents? Then get in touch with us, and you could soon be part of our VICKYWOOD Family. Feel free to send us an email at info@vickywood.de and tell us about yourself and your company. For more information, visit vickywood.com/family/.



VICKYWOOD

is a registered trademark of Winch Industry GmbH.

Publisher

Winch Industry GmbH
Gutenbergstraße 4
86368 Gersthofen
Germany
+49 821 567330 40
info@vickywood.de

Photo Credits

Archiv Winch Industry,
Uve Sauer, Sebastian Schmitz,
Tobias Scheßl, Sebastian Stiphout,
Martin Zorn, Pascal Clain, Robin
Grammes | Instagram: [@venja-travel](https://www.instagram.com/venja-travel),
[@curlwildfree](https://www.instagram.com/curlwildfree),
[@lets.roam](https://www.instagram.com/lets.roam),
[@wild](https://www.instagram.com/wild),
[@gimlitheg](https://www.instagram.com/gimlitheg),
[@zuluyota](https://www.instagram.com/zuluyota),
[@44campers](https://www.instagram.com/44campers)



[@vickywood_camp](https://www.instagram.com/vickywood_camp)
[#vickywood](https://www.instagram.com/vickywood)



[www.youtube.com](https://www.youtube.com/VICKYWOOD)
VICKYWOOD



[www.facebook.com/](https://www.facebook.com/vickywood.de)
[vickywood.de](https://www.facebook.com/vickywood.de)



www.vickywood.com
[shop.vickywood.com](https://www.vickywood.com/shop.vickywood.com)